

CITIZEN FINANCIAL REPORT

FISCAL YEAR 2023




20 YEARS
1824-2024
Perry

Rotary Centennial Park
650 General Courtney Hodges Blvd

Where *Georgia* Comes Together

An award-winning community...

PlanFirst Community
Georgia Initiative for Community Housing
Georgia Main Street
City of Ethics
State Certified Police Department
Excellence in Financial Reporting
City of Civility
Broadband Ready Community



WELCOME TO WHERE GEORGIA COMES TOGETHER

The City of Perry is committed to the values that make our community unique and successful - transparency, accountability, integrity, respect & trust, and compassion.

Each year, the City publishes the "Citizen Financial Report" to ensure the taxpayers and stakeholders of Perry know how and where their money is spent each fiscal year.

Perry continues to maintain an organized reputation for openness, honesty, and integrity. We shall demonstrate the highest standards of personal integrity and honesty in our public activities to inspire confidence and trust in our government.

A digital copy of this publication is located at
perry-ga.gov/mayor.



WHAT'S INSIDE

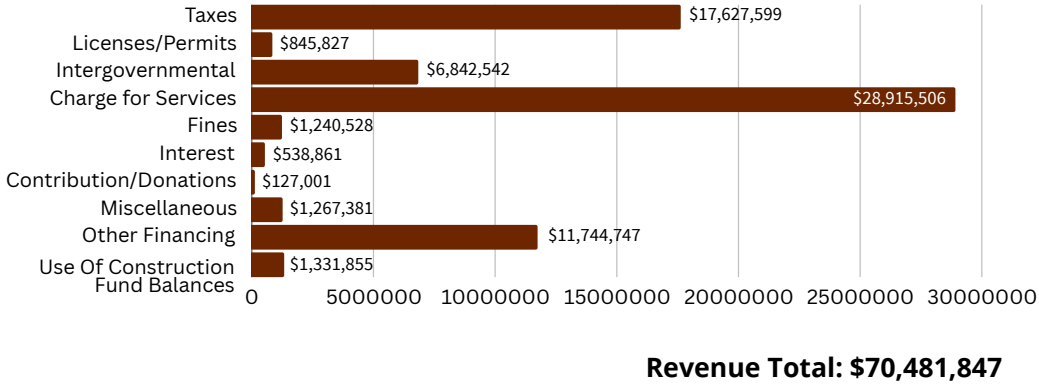
Funds	2
Property Tax/Debt Service	4
General Government	5
Perry Police Department	7
Perry Fire & Emergency Services	8
Public Works	9
Utilities/Water & Wastewater	11
Utilities/Natural Gas	12
Leisure Services	13
Community Development	14
Economic Development	16
Infrastructure	18
Major Projects	19



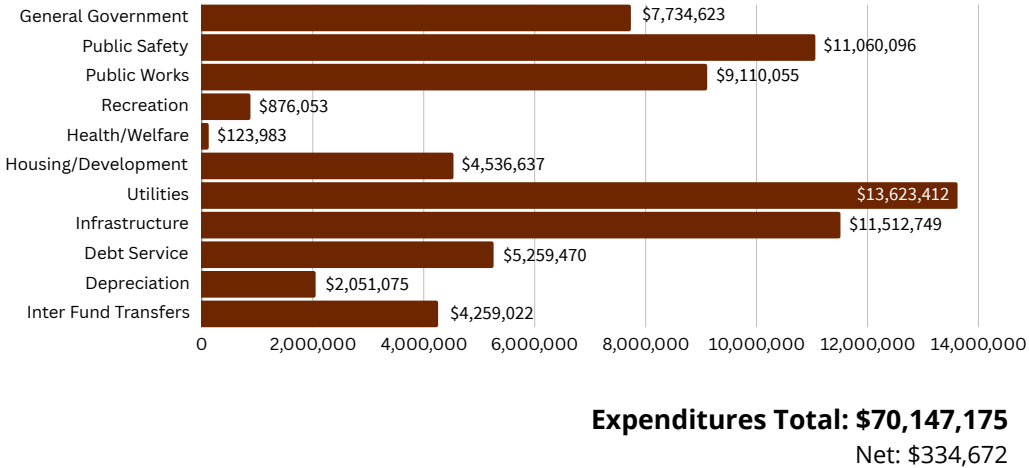
FUNDS

The City of Perry operated in Fiscal Year 2023 (July 2022-June 30, 2023) with a General Fund, eleven (11) special revenue funds, four (4) constructions funds, and five (5) proprietary funds.

Income



Expenses



FUNDS

Fund Balance Changes

GENERAL FUND

\$6,417,228

FUNDS BALANCE FY2022

\$7,040,091

FUNDS BALANCE FY2023

Special Revenue Funds	Fiscal Year 2022	Fiscal Year 2023
Fire Protection	\$168,849	\$202,705
ARPA 2021	\$1,336	-
Confiscated Assets	\$146,355	\$192,615
2019 CDBG	100	-
2020 CHIP	\$38,499	-
Municipal Court Technology	\$91,598	\$68,118
Hotel/Motel Tax	\$271,773	\$595,941
Opioid Settlement	-	\$13,844
2020 CDBG	-	-
2022 CDBG	-	-
2022 CHIP	-	\$8,370
Auto Safety	-	\$155,179

Construction Funds	Fiscal Year 2022	Fiscal Year 2023
SPLOST 18	\$2,557,604	\$2,518,261
Capital Projects	(\$16,456)	\$23,751
PPFA* Construction	(\$209,180)	(\$1,307,594)
LMIG*	\$220,649	\$26,549

Proprietary Funds	Fiscal Year 2022	Fiscal Year 2023
Water/Sewer	\$4,165,457	\$4,411,870
Stormwater Utility	\$249,099	\$230,200
Gas System	\$804,474	\$985,860
Solid Waste	\$545,468	\$444,149
Energy Revolving Loan	\$86,211	\$101,393

*PPFA - Perry Public Facilities Authority

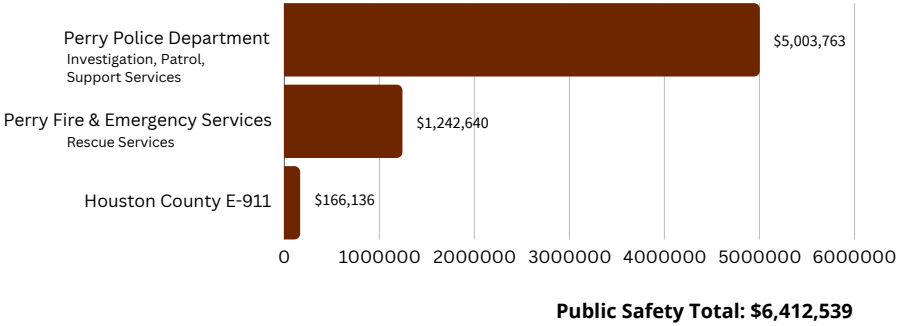
*LMIG - Local Maintenance & Improvement Grant

FUNDS


Property Tax

For Fiscal Year 2023 - property taxes collected by the City were deposited into the General fund and used for the purposes below:

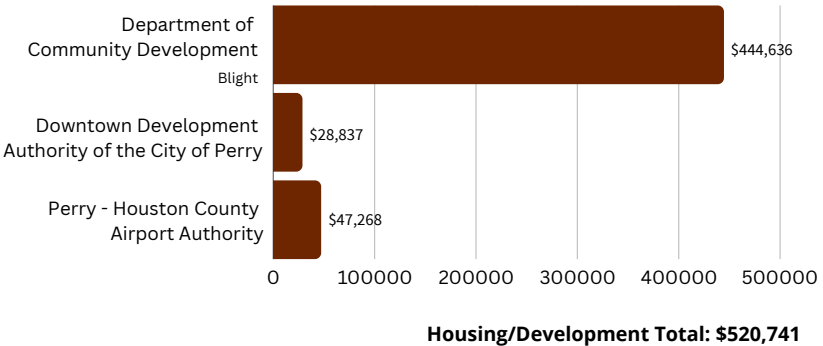
PUBLIC SAFETY



PUBLIC WORKS



HOUSING/DEVELOPMENT



Debt Service

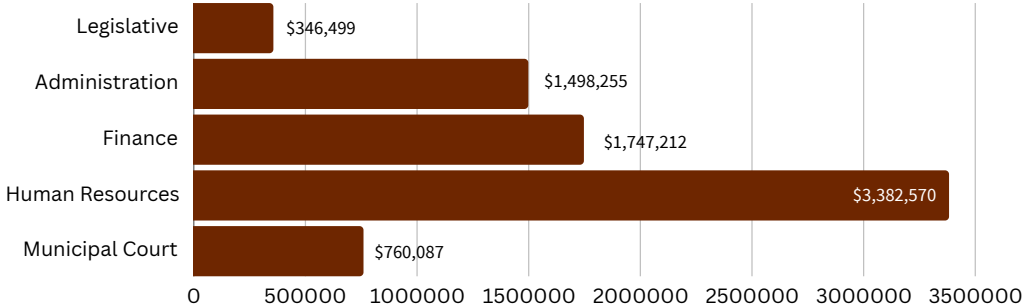
Debt services includes General Government, Public Safety, Public Works, Recreation, Housing/Development, and Infrastructure costs.

\$1,781,209
DEBT SERVICE TOTAL



GENERAL GOVERNMENT

Supporting an open, accessible government that provides a communication link between the citizens and the local governing body.



	Fiscal Year 2022	Fiscal Year 2023
City Size (Square Miles)	26.56	26.56
Service Population	23,167	24,046
Percent of Growth	5.67%	3.79%
Council Meetings	24	24
Work Sessions	14	16
Special Meetings	5	2
Pages of Minutes	287	349

GENERAL GOVERNMENT

PERFORMANCE MEASURES

Billing (Base Charges)	Fiscal Year 2022	Fiscal Year 2023
Water	12,676	13,417
Gas	2,314	2,282

Employee Positions	Fiscal Year 2022	Fiscal Year 2023
Full Time	187	203
Part Time	11	11
Seasonal	13	13

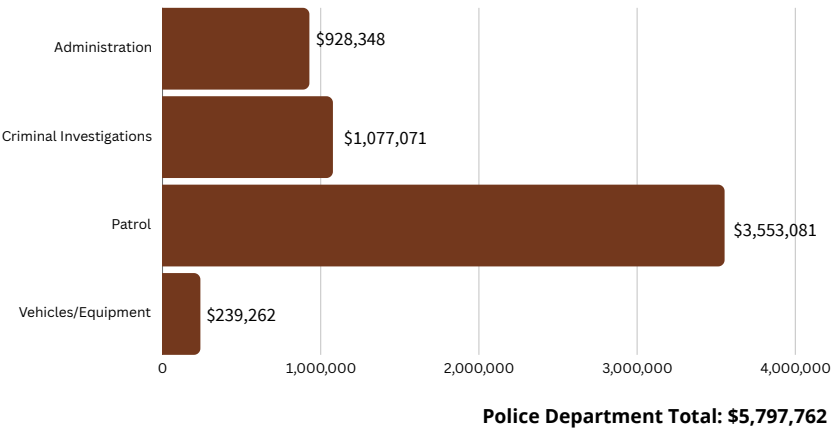
Municipal Court	Fiscal Year 2022	Fiscal Year 2023
New Cases	2,111	2,034
Prosecution Cases	1,558	1,827
Indigent Defense	24	83
Interpreter Cases	6	2





PERRY POLICE DEPARTMENT

Providing quality service in partnership with our community.



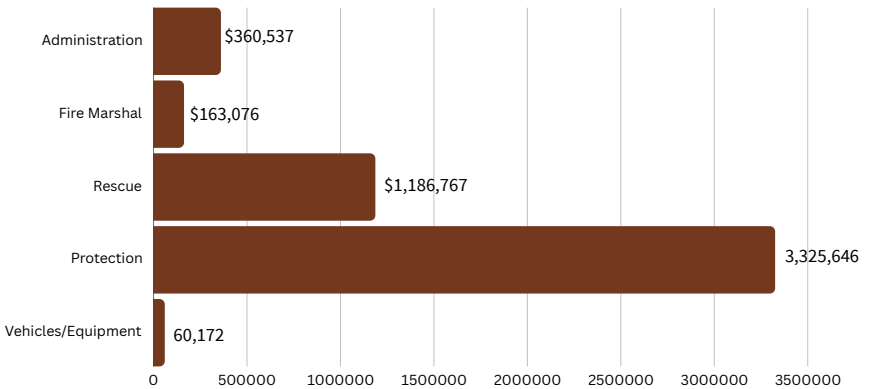
PERFORMANCE MEASURES

	Fiscal Year 2022	Fiscal Year 2023
Assaults	241	141
Burglaries	48	36
Homicides	2	1
Rapes	1	4
Arrests	738	891
Family Violence	206	276
Accidents	414	716
Calls for Service	34,624	37,868
Motor Vehicle Theft	19	20



PERRY FIRE & EMERGENCY SERVICES

Providing the highest level of service to our community.



Fire & Emergency Services Total: \$5,096,198
Houston County E-911 Total: \$166,136

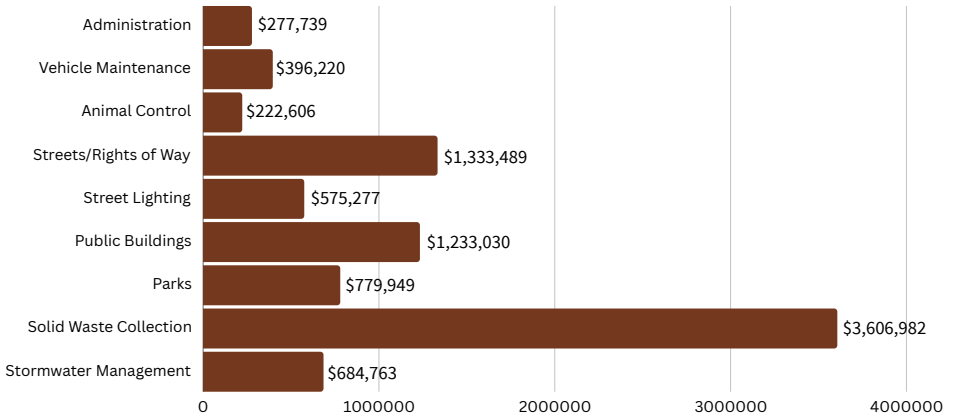
PERFORMANCE MEASURES

	Fiscal Year 2022	Fiscal Year 2023
EMS Calls	1,686	1,679
Fire Calls	91	94
False Alarms	265	276
Inspections	287	431
Plan Review	131	160



DEPARTMENT OF PUBLIC WORKS

Providing safe, prompt, and reliable service to the residents and businesses of Perry.



Department of Public Works Total: \$9,110,055

PERFORMANCE MEASURES

Parks	Fiscal Year 2022	Fiscal Year 2023
Cemeteries	2	2
Destination Parks	2	2
Passive Parks	6	6
Pocket Parks	15	15

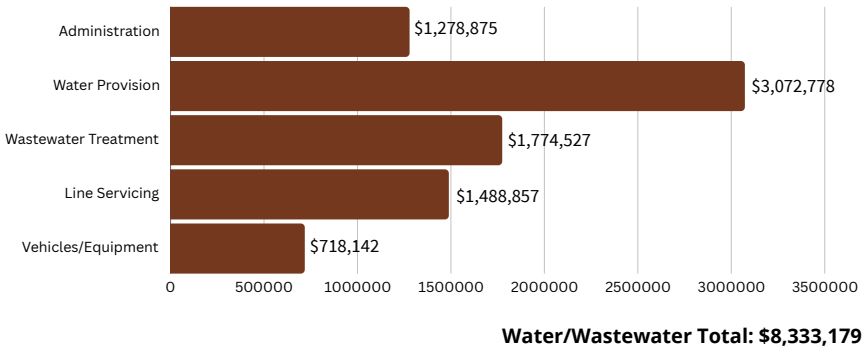
PERFORMANCE MEASURES (CONTINUED)

	Fiscal Year 2022	Fiscal Year 2023
Animals Picked Up	829	747
Miles of Streets	168.09	169.61
Pothole Repairs	33	41
Sign Repairs	29	107
Utility Repairs	29	21
Streets Resurfaced (miles)	3.14	2.53
Street Lights	2,433	2,461
Public Building Square Footage	128,698	128,698
Trail Miles	1.45	1.45
Totters Delivered	799	606
Tons of Yard Debris	1,267	1,869
Stormwater Repairs	43	13
City Stormwater Ponds	34	34





Water/Wastewater



PERFORMANCE MEASURES

	Fiscal Year 2022	Fiscal Year 2023
Water Mains (miles)	168.17	173.96
Sewer Mains (miles)	127.5	161.90
Water Units Billed (MCF*)	8.23	9.14
Sewer Units Billed (MCF*)	5.66	6.04
Water Pumped (avg. MGD*)	1.99	2.20
Water Pumped (max MGD*)	3.04	4.08
Wastewater Treatment (avg. MGD*)	2.70	2.79
Water Service Calls	380	444

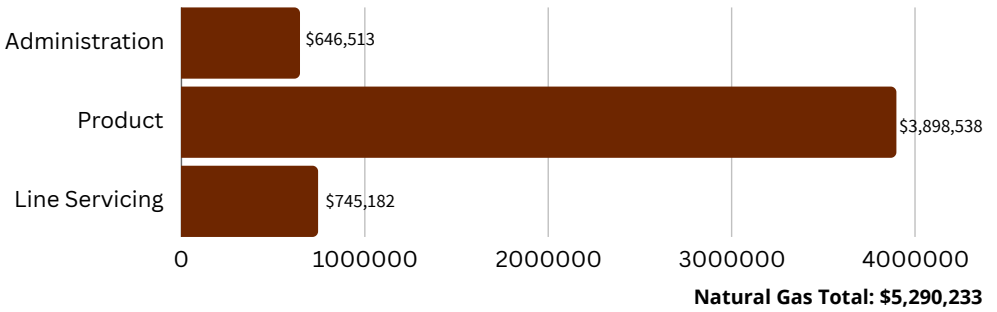
*MCF - Thousand Cubic Feet

*MGD - Millions of Gallons Per Day

PERFORMANCE MEASURES (CONTINUED)

	Fiscal Year 2022	Fiscal Year 2023
Water Meter Requests	1,281	698
Sewer Service Calls	156	154
Line Locations	14,563	16,386

Natural Gas



PERFORMANCE MEASURES

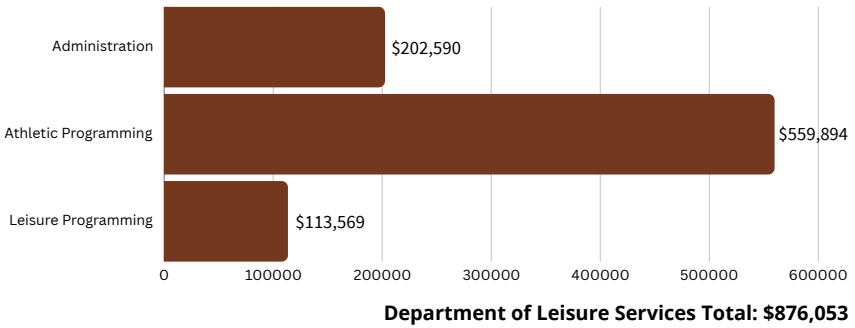
	Fiscal Year 2022	Fiscal Year 2023
Gas Mains (Miles)	114.94	115.03
Preventive Maintenance	812	763
Consumption (DTH)	517,976	490,781





DEPARTMENT OF LEISURE SERVICES

Providing opportunities to enhance physical, social, and emotional well-being



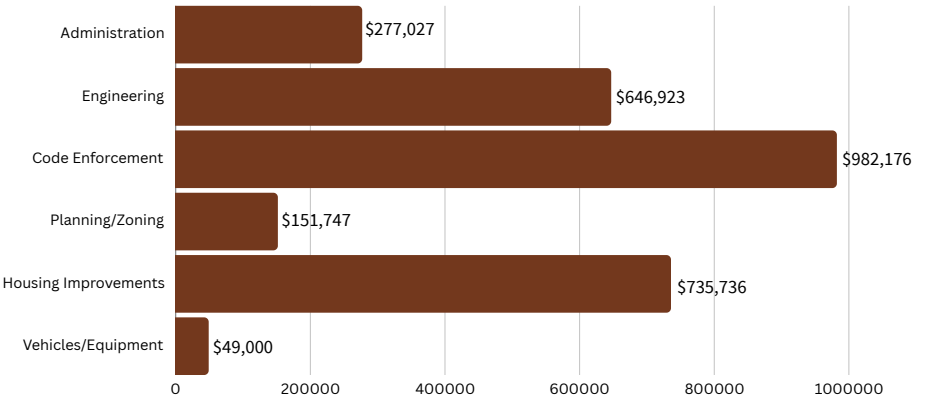
ATHLETIC PARTICIPANTS

Youth Participation	Fiscal Year 2022	Fiscal Year 2023
Football	182	277
Basketball	272	534
T-Ball	208	201
Spring Soccer	363	370
Fall Soccer	264	418
Baseball/Softball	103	98
Cheerleading	85	139



DEPARTMENT OF COMMUNITY DEVELOPMENT

Planning for the long-term sustainability of our community.



Department of Community Development Total: \$2,842,609

PERFORMANCE MEASURES

Deannexations	Fiscal Year 2022	Fiscal Year 2023
Number	-	1
Acreage	-	14.64

Annexations	Fiscal Year 2022	Fiscal Year 2023
Number	8	3
Acreage	935.13	10.49

PERFORMANCE MEASURES (CONTINUED)

New Construction Permits	Fiscal Year 2022	Fiscal Year 2023
Residential	449	354
Commercial	15	8

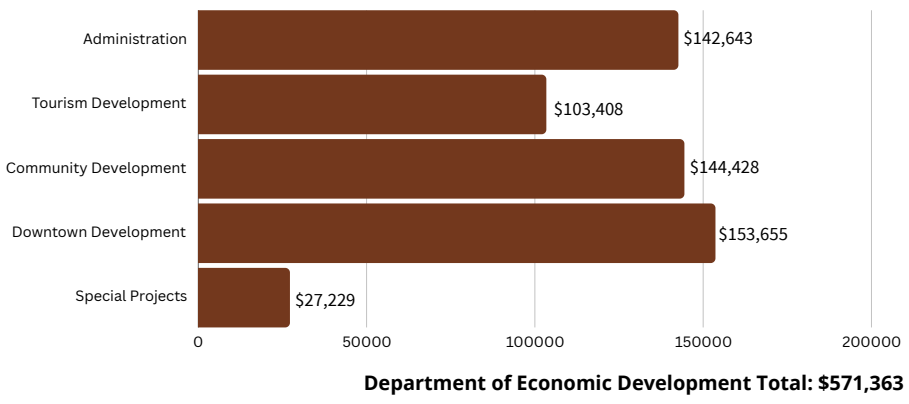
	Fiscal Year 2022	Fiscal Year 2023
Final Plats Approved	10	6
Certificates of Occupancy	485	393
Code Court Citations	1	-
Code Violation Inspections	1,173	1,536
Rezoning Petitions	17	22



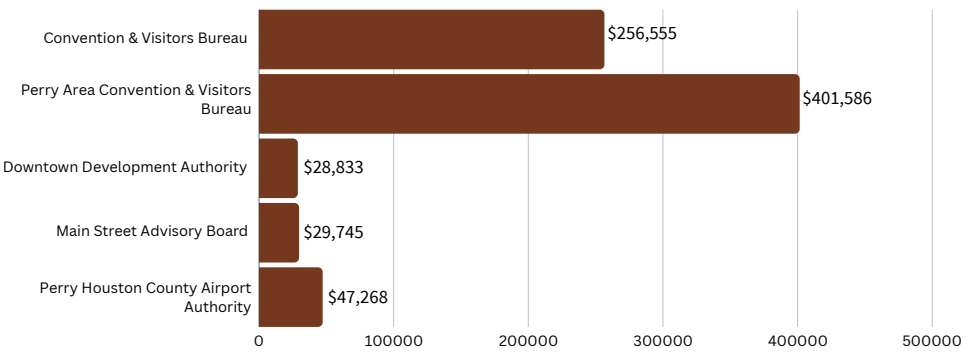


DEPARTMENT OF ECONOMIC DEVELOPMENT

We are pro-business and committed to economic development and growth in Perry.



BOARDS & AUTHORITIES



SPECIAL EVENTS



	Fiscal Year 2022	Fiscal Year 2023
Special Events	16	20

PERFORMANCE MEASURES

	Fiscal Year 2022	Fiscal Year 2023
Rural Zone Certifications	12	-
Development Loans	3	-
Development Grants	1	-
Site Location Assistance	87	22*
Business Visits	179	83*

*Missing 6 months of data

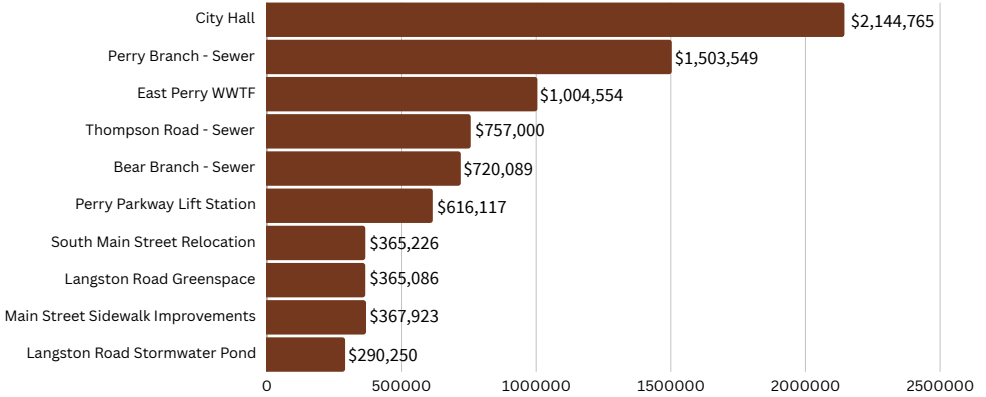


INFRASTRUCTURE

	Fiscal Year 2022	Fiscal Year 2023
Parks	\$252,129	\$949,747
Water	\$443,444	\$225,106
Stormwater	\$79,652	\$469,078
Solid Waste Transfer Station	\$259,520	\$173,849
Downtown Parking Lots	\$13,300	\$20,091
Streets (Improvements)	\$772,996	\$548,926
Streets (Resurfacing)	\$393,206	\$548,926
Gas Improvements	\$629,375	\$6,981
Sidewalks	\$49,775	\$715,869
Buildings	\$1,958,894	\$2,216,790
Sewer	\$3,051,768	\$5,563,164



MAJOR FY 2023 PROJECTS



DEBT SERVICE

	Fiscal Year 2022	Fiscal Year 2023
General Government	\$11,277	\$16,525
Public Safety	\$596,424	\$685,092
Public Works	\$266,743	\$306,379
Recreation	\$12,097	\$6,988
Housing/Development	\$43,329	\$11,920
Utilities	\$1,615,110	\$2,258,741
Infrastructure	\$985,585	\$1,976,825

STAY in touch!

The City of Perry is proud to offer a variety of ways you can stay in touch with us!

There are several ways to receive relevant and timely information from your local government.

How we communicate:

Point your phone's camera here for more info!



PERRY POINTS

Text message service to ask questions, submit work requests, send a message to staff, and sign up for text alert notifications.

BEST FOR

Those who like information sent directly to their mobile phone or frequently use text to communicate.



PERRY PREVIEW

Monthly newsletter sent to your email. Includes occasional e-blasts with information about a particular subject or event.

BEST FOR

Those who like to receive non-urgent information in their email once a month.



SOCIAL MEDIA

The City of Perry is on Facebook, Instagram, and LinkedIn. Find the links in the QR code above.

BEST FOR

Those who use social media for news and to connect with others.



INSIDE PERRY PODCAST

Get an inside look at Perry, Georgia's local government. Episodes are short and cover topics you want to know about.

BEST FOR

Those interested in a casual conversation about Perry's latest happenings and topics.

The Communications Office also facilitates Perry University & the Perry Youth Advisory Council. Visit perry-ga.gov/communications for more information.

